



Report on Crime 1975

Report for the year ended 31 December, 1975,
Commissioner, Garda Síochána, to the Minister for Justice.



GARDA SÍOCHANA,
HEADQUARTERS,
DUBLIN, 8.

SEPTEMBER, 1976.

Dublin
Published by the Stationery Office

To be purchased from the
Government Publications Sale Office,
G.P.O. Arcade, Dublin;
or through any bookseller.

(Pri. No. 5508)

Price 30p.

Produced & printed at Garda H.Qrs., Dublin, 8.

Report
on Crime 1975

Report for the year ended 31 December, 1975,
Commissioner, Garda Síochána, to the Minister for Justice.

GARDA SÍOCHANA,
HEADQUARTERS,
DUBLIN, 8.

SEPTEMBER, 1976.

REPORT ON CRIME, 1975.

It will be noted that this report relates to the calendar year, 1975, as distinct from the crime accounting year ending on the 30th September which system has been in use since 1958. The change to the calendar year was necessary to comply with the requirements of international agencies who use the calendar year.

During 1975 forty eight thousand, three hundred and eighty seven (48,387) indictable crimes were recorded, an increase of 8,291 or 20.70% over the previous crime accounting year when the figure was 40,096. This is a substantial increase, the bulk of which consists of offences against property. There has been an overall increase of 30.71% in crime during the past five years. This increase is most marked in the Offences against Property with Violence crime group.

Crimes detected numbered 21,011, or 43.4% of the total number recorded. This detection rate shows a reduction of 4.7% in comparison with the rate for 1974.

Of all crimes recorded in the State 26,807 occurred in the Dublin Metropolitan Area, or 55.4% of the total. This was an increase of 4,250 or 18.8% on the figures for 1974. During the past five years crime in the Dublin Metropolitan Area has increased by 16.12%. This increase is almost totally accounted for by an increase in crime against property with violence.

In the Offences Against the Person group 1,456 crimes were recorded. This is a reduction of 253, or 14.8%. Three hundred and ninety one of these crimes or 26.9% of the total were recorded in the Dublin Metropolitan Area. The overall detection rate for Offences Against the Person was 89.1%, and 74.7% in the Dublin Metropolitan Area.

This crime group includes murders, of which there were 23 with 17 detected. Three of the murdered persons were bomb victims, one at Dublin Airport in November and two at Dundalk in December, 1975. Three of the persons charged with murder were under 21 years of age. Eight cases of attempted murder occurred during the year. In one of these cases the person charged was under 17 years, and 2 of those charged were under 21 years. There was a significant increase in cases of wounding, from 56 in 1974 to 85 in 1975.

Sexual offences were down from 240 in 1974 to 168 in 1975. While cases of rape increased from 29 to 38, indecent assaults on females fell from 122 to 83.

In the Offences Against Property with Violence group there was an increase of 3,459 crimes from 12,973 in 1974 to 16,432 in 1975, an increase of 26.70%. The overall detection rate for this group was 48.4%. Of the total crimes recorded in this group 8,836 or 53.8% occurred in the Dublin Metropolitan Area, where 54% of such crimes were detected.

This crime group includes armed robberies, of which there were 153, an increase of 26 over the previous year. Other robberies numbered 501 an increase of 104.

Breaking and entering offences including offences of being in possession of housebreaking tools at 15,160 constitute 31.33% of the total crime, whereas ten years ago such offences made up 23.85% of the total crime.

The third crime group, Offences against Property without violence - in other words, larcenies and frauds of all kinds - makes the largest contribution to the crime total, with 29,362 such offences recorded during 1975. This shows an increase of 20.6% over the figures for 1974. The detection rate in this crime group was 36.8%. Larcenies of property and related offences make up 60.68% of the total crime.


The fourth crime group - Other Indictable Offences, mostly forgeries - shows a consistent increase over the last three years. The total number of these offences recorded in 1975 was 1,137, which was an increase of 6.4% on 1974. The detection rate for this type of offence at 85.7% must be regarded as satisfactory.

The overall crime picture can only be described as disturbing. Substantial increases in crime, first noted in 1966, have continued, with the exception of 1973 when there was a small decrease. Criminals are becoming more vicious and mean. Attacks on old and disabled people in their homes, a type of crime practically unknown in this country some years ago, are now on the increase. The use of firearms and other offensive weapons in robberies is becoming more widespread, and menacing. The year 1975 saw an increased number of persons charged with drug offences. By means of attachment courses with the Drug Unit at Dublin Castle more of our members are receiving specialised instruction on dealing with these types of offences.

A notable feature of crime trends in recent years is the contribution to increases in crime made by the growing number of motor cars on our roads. In 1975, of the total crime recorded, 10,080, or 20.83% related to motor vehicles. Also, 15,130 or 31.26% of the total offences in 1975, consisted of break-in offences. These are regarded as preventable crimes where, in a great number of cases, sensible steps by the losers could have prevented the thefts in the first place.

Violent criminal activity designed to intimidate for political purposes in the border areas has undoubtedly influenced crime trends throughout the whole country. This is particularly noticeable since 1969. The problem of ameliorating social conditions which tend to generate crime is one for the community as a whole; and is not one that can be solved within the perimeters of the criminal justice system per se. The growing awareness on the part of the public of the significance of its own role in law enforcement, the rising sense of individual civic responsibility in security matters, and the increasingly constructive co-operation which the Gardai receive from the public constitute grounds for the hope that criminality in our midst has passed its peak.

My thanks are due to the Press, Radio and Television and to the general public for their help and co-operation throughout the year.



Commissioner

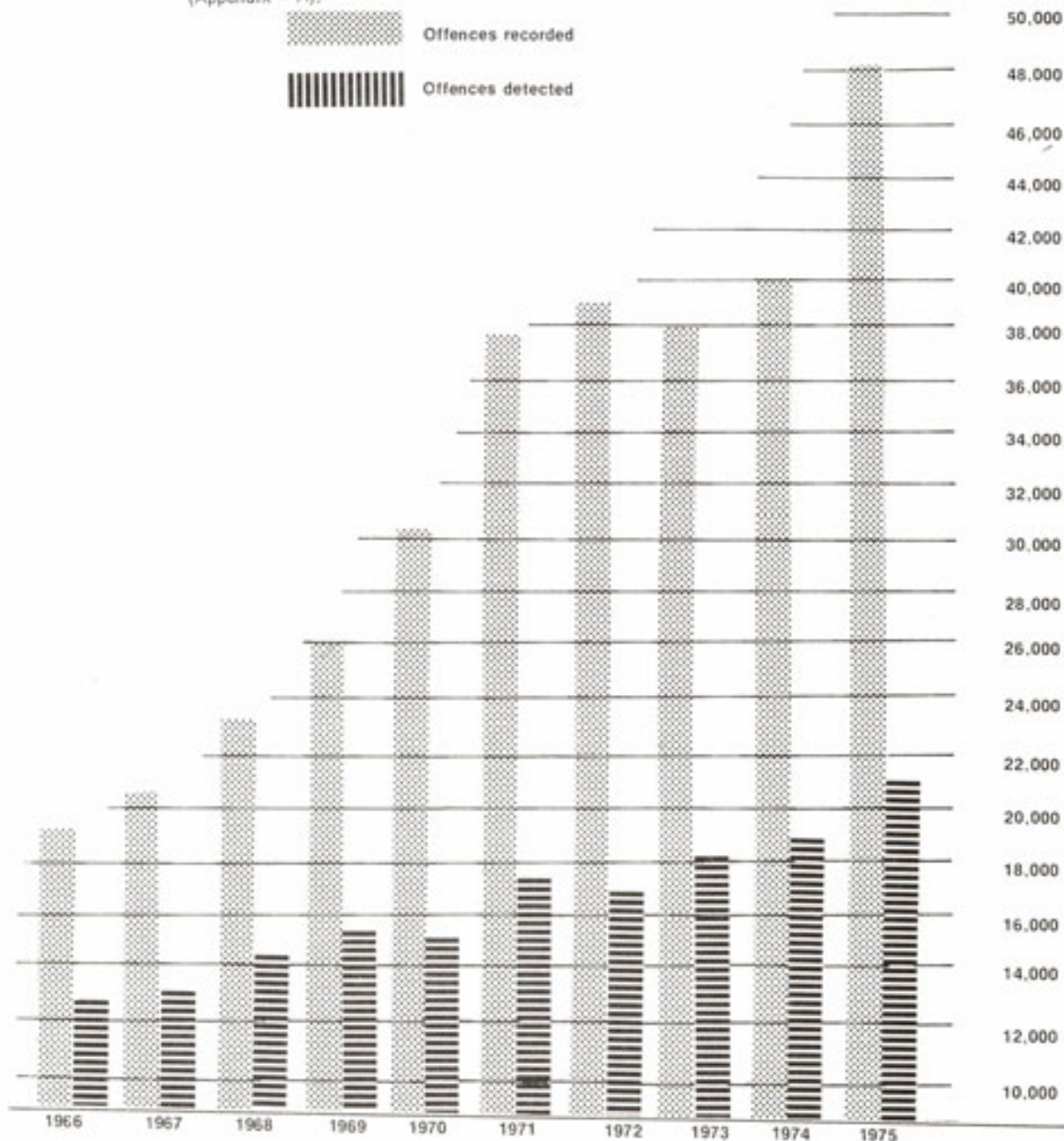
C O N T E N T S

Paragraph		Page
INDICTABLE OFFENCES		
1.1	Indictable Offences	1
1.3	Divisional Variations	2
1.4	Dublin Metropolitan Area	3
1.6	Dublin and Provinces Compared	3
1.7	Detection of Crime	3
OFFENCES AGAINST THE PERSON		
2.1	Offences Against The Person	3
2.2	Dublin Metropolitan Area	4
2.3	Murder	4
2.4	Manslaughter	4
2.5	Traffic Fatalities	4
OFFENCES AGAINST PROPERTY WITH VIOLENCE		
3.1	Offences Against Property With Violence	4
3.2	Dublin Metropolitan Area	4
3.3	Robbery	4
3.4	Arson and Malicious Damage	5
3.5	Breaking and Entering	5
OFFENCES AGAINST PROPERTY WITHOUT VIOLENCE		
4.1	Offences Against Property Without Violence	5
4.2	Dublin Metropolitan Area	6
4.3	Larceny	6
OTHER INDICTABLE OFFENCES		
5.1	Other Indictable Offences	6
VALUE OF PROPERTY STOLEN		
6.1	Total value of property stolen	7
6.2	Value of property stolen in offences with violence	7
6.3	Value of property stolen in offences without violence	7
AGE GROUPS, CONVICTED PERSONS		
7.1	Age Groups, convicted persons	8
7.2	Juveniles (under 17 years) convicted	8
CRIME PREVENTION		
8.1	Crime Prevention Unit	9
9.1	Public Relations Office	9
10.1	Garda Juvenile Liaison Officer Scheme	9
10.2	Juvenile Liaison Officer Scheme	10
11.1	'999' Emergency Service	11
12.1	Garda Sub-Aqua Unit	11
13.1	Traffic Corps	11

TRAFFIC OFFENCES – DRINK AND DRIVING		
14.1	Traffic Offences – Drink and Driving	11
TRAFFIC OFFENCES – DRINK AND DRIVING – TESTING OF DRIVERS		
14.2	Traffic Offences – Drink and Driving – Testing of Drivers	12
TRAFFIC – FINES ON THE SPOT → NOTICES ISSUED UNDER SECTION 103, ROAD TRAFFIC ACT, 1961..		
15.1	Traffic–Fines on the Spot–Notices issued under Section 103, Road Traffic Act, 1961.	13.
DRUGS UNIT		
16.1	Drugs Unit	14
16.9	Dangerous Drugs – Persons charged	15
THE STOLEN MOTOR VEHICLE INVESTIGATION UNIT		
17.1	The Stolen Motor Vehicle Investigation Unit	15
NON-INDICTABLE OFFENCES		
18.1	Non-Indictable Offences	15
A P P E N D I C E S		
A	Indictable Offences: Complete Statistical return	17 – 20
B	Indictable Offences Comparative figures, 1966-1975	21 – 22
C	Divisional Crime: Return, principal categories	23
D	Particulars of cases, serious offences	24 – 35
E	Non-Indictable Offences	36 – 37

INDICTABLE OFFENCES

- 1.1 The number of indictable offences which came to the notice of the Garda Síochána during the year ended 31st December, 1975, was 48,387 compared with 40,096 in previous crime accounting year, an increase of 8,291 (20.70%) (Appendix - A).



2.

1.2 The figures for indictable offences are broken down in the following table:-

	Recorded Offences		Increase	Decrease	Offences Detected	
	1975	1974			1975 %	1974 %
Offences against the Person	1,456	1,709	—	253 (14.8%)	89.1	86.8
Offences against property with violence	16,432	12,973	3,459 (26.7%)	—	48.4	52.3
Offences against property without violence	29,362	24,345	5,017 (20.6%)	—	36.8	41.3
Other indictable offences	1,137	1,069	68 (6.4%)	—	85.7	89.4
Totals:	48,387	40,096	8,544	253	43.4	48.1
			8,291 (20.7%)	(14.8%)		

1.3 Divisional Variations:-

	Percentage increase in 1975 over 1974		Percentage decrease in 1975 on the 1974 figures
Donegal	65.2	Cavan/Monaghan	2.3
Carlow/Kildare	49.8	Sligo/Leitrim	1.8
Roscommon/Galway	36.4		
Louth/Meath	31.9		
Cork E.R.	30.0		
Cork W.R.	28.1		
Waterford/Kilkenny	27.8		
Tipperary	25.3		
D.M.A.	18.8		
Galway	17.0		
Limerick	16.9		
Leix/Offaly	15.4		
Wexford	12.2		
Mayo	9.5		
Kerry	8.2		
Longford/Westmeath	3.2		

Dublin Metropolitan Area:

- 1.4 In the Dublin Metropolitan Area, 26,807 crimes were recorded, an increase of 4,250, (18.8%) on the figures for 1974. Of the total crime recorded 55.4% occurred in the Dublin Metropolitan Area.
- 1.5 The Dublin Metropolitan Area has an estimated population of 829,660, or 28% of the total population of the State.
- 1.6 **Dublin and Provinces Compared:**

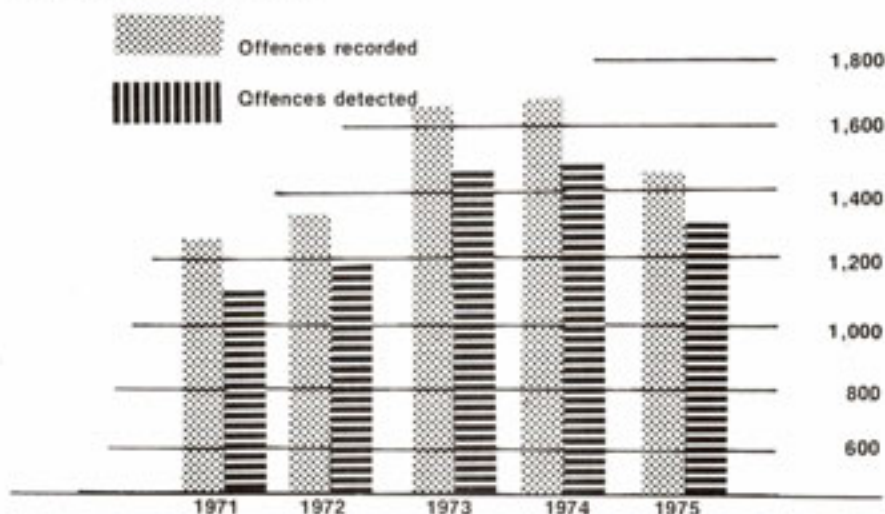
Year	Area	Indictable Crime recorded	% of Total	Number of crimes per 1,000 of population
1975	D.M.A.	26,807	55.4	32.3
	In the rest of the State	21,580	44.6	10.1
1974	D.M.A.	22,557	56.3	27.2
	In the rest of the State	17,539	43.7	8.2

Appendix – C**Detection of Crime:**

- 1.7 The overall detection rate was 43.4% (48.1% in 1974). The rate varies from 89.1% in offences against the person to 36.8% in the less serious forms of larceny.
- 1.8 The total number of offences detected was 21,011. Proceedings were taken in 19,481 cases. 740 cases were dealt with under the Juvenile Liaison Officer Scheme.

Offences Against The Person:

- 2.1 Murder, manslaughter, dangerous driving causing death, traffic fatalities, assault and related offences fall into this group. 1,456 such offences were recorded, a decrease of 14.8% on 1974, with a detection rate of 89.1% (86.8% in 1974).



4.

Dublin Metropolitan Area:

- 2.2 The overall figure of 1,456 "Offences Against The Person" includes 391 (26.9%) such offences committed in the Dublin Area with a detection rate of 74.7% (74% in 1974).

Murder:

- 2.3 There were 23 murders in 1975, compared with 51 murders in 1974. There were eight offences of attempted murder.

Appendix - D.

Manslaughter:

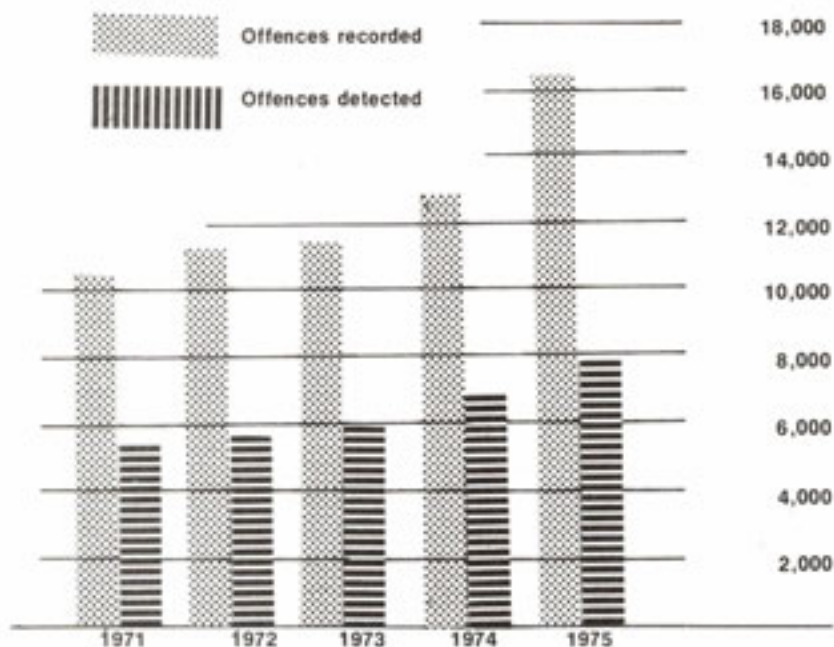
- 2.4 Nine cases, five of which arose out of road accidents - **Appendix D.**

Traffic Fatalities:

- 2.5 Of 592 road traffic fatalities, five cases were recorded as manslaughter.
- 2.6 46 persons (45 in 1974) were charged with dangerous driving causing death and 19 persons (24 in 1974) were charged with dangerous driving causing serious bodily injury.

Offences Against Property With Violence:

- 3.1 Offences of burglary, housebreaking, robbery, arson and serious malicious damage to property are included in this group. 16,432 such offences, an increase of 26.7% on 1974, with a detection rate of 48.4% (52.3% in 1974) were recorded.



Paragraph 1.2 and Appendix - B

Dublin Metropolitan Area:

- 3.2 The overall figure of 16,432 recorded "Offences Against Property With Violence" includes 8,836 (53.8%) committed in the Dublin area, with a detection rate of 54.0% (56.5% in 1974).

Robbery:

- 3.3 The number of robberies recorded was 703, 130 more than in 1974. Of this number 153 (127 in 1974) were cases of armed robbery. Criminal proceedings were taken in 319 cases, a detection rate of 45.4% (48.3% in 1974).

Appendix - D.

Arson and Malicious Damage:

- 3.4 There were 567 cases of malicious damage, and 293 (51.7%) cases were detected. The total figure includes 138 offences of arson. In 1974, out of a total of 505 cases, 122 were offences of arson.

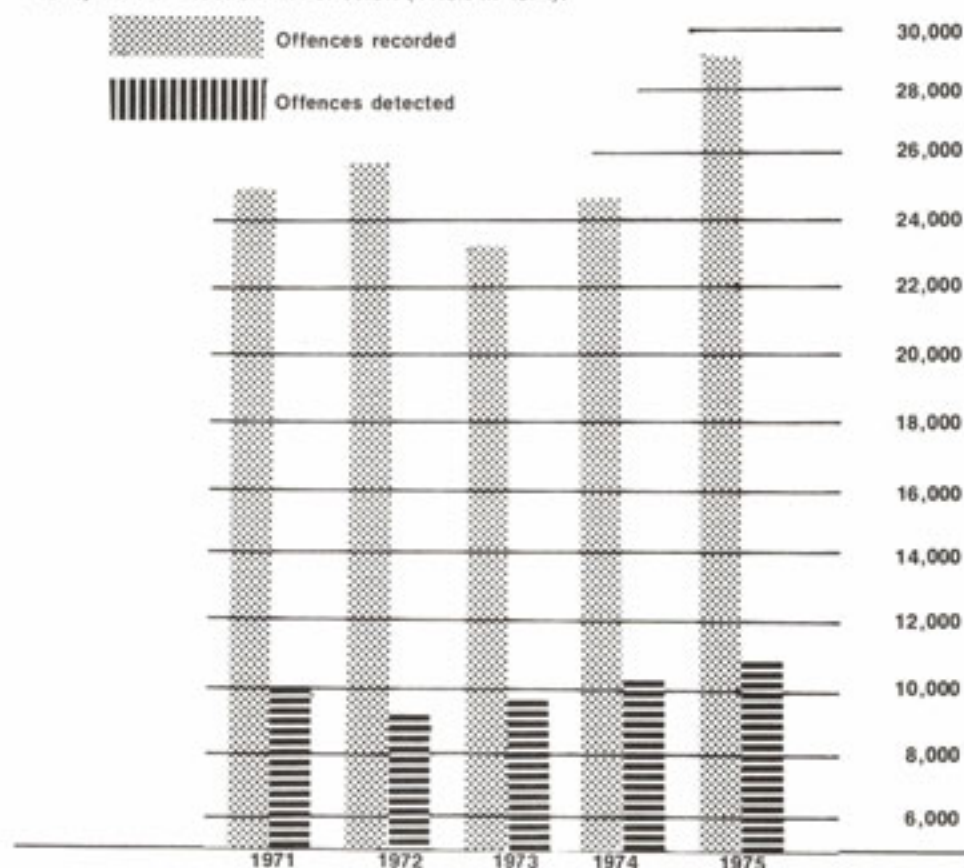
3.5 **Breaking and Entering:**

Offences of Breaking and Entering Premises	1975	1974	1973	1972	1971
Sacrilege	76	72	51	86	60
Burglary	556	467	504	489	451
Housebreaking (Dwellinghouses)	5,840	4,596	4,229	3,831	3,641
Breaking into Shops, Warehouses, Etc.	7,194	5,487	4,846	5,047	4,794
Attempts to Break into Houses, Shops, Warehouses, Etc.	348	266	219	227	182
Entering with intent to commit felony	1,116	966	763	758	802
Possession of Housebreaking Tools	30	34	32	29	41
	15,160*	11,888	10,644	10,467	9,971

* Offences Detected 7,333, 48.4%. (In 1974, the detection rate was 52.5%).

Offences Against Property Without Violence

- 4.1 Larcenies and frauds of various kinds fall into this group. 29,362 offences, an increase of 20.6% on 1974, with a detection rate of 36.8% (41.3% in 1974).



Dublin Metropolitan Area:

- 4.2 The overall figure of 29,362 recorded offences against property without violence included 17,191 (58.5%) offences committed in the Dublin area, with a detection rate of 27.5% (31.8% in 1974).

4.3 Larceny:

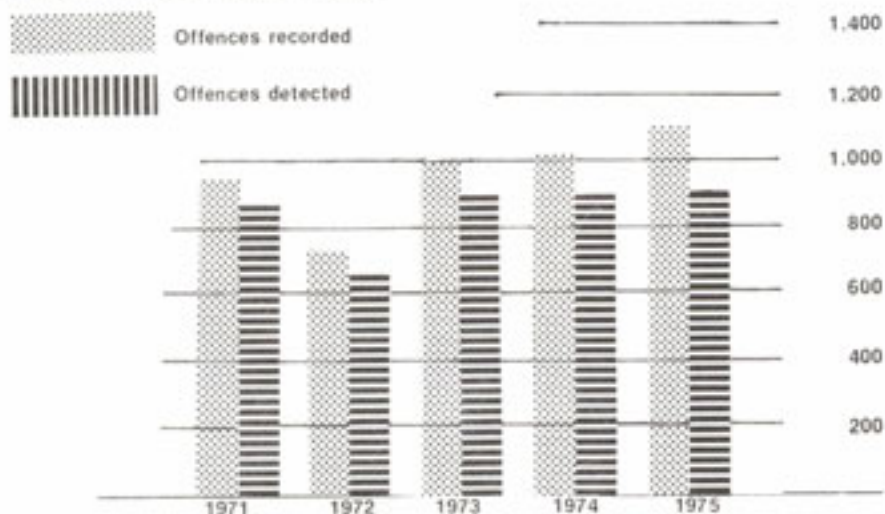
Crime Category	1975	1974	1973	1972	1971
Larceny of horses, cattle and sheep	72	95	201	134	77
Larceny from the person	1,595	881	1,356	1,517	1,341
Larceny in house to value of £5 or with menaces	582	485	581	596	603
Larceny from dwellinghouse by employees	53	27	44	34	94
Larceny of explosives	1	2	2	5	4
Larceny of motor cars *	228	214	293	322	712
Larceny of motor cycles and scooters, etc. *	316	214	254	438	—
Larceny of motor lorries *	5	8	13	12	—
Larceny of other mechanically propelled vehicles *	17	15	20	20	—
Larceny of pedal cycles	3,063	2,866	2,028	2,271	2,520
Larceny from unattended vehicles	9,514	7,098	6,698	8,281	7,436
Larceny from shops and stalls	3,225	2,875	2,798	2,727	2,595
Other larcenies (exceeding £50 in value)	2,696	1,903	1,568	1,326	1,221
Other larcenies (not exceeding £50 in value)	6,645	6,436	6,350	6,597	6,639
	28,012	23,119	22,206	24,280	23,242

* Up to 1972 thefts of motor vehicles were recorded as one figure.

- 4.4 The number of larcenies from unattended vehicles (9,514) was up 2,416 (34%) on the previous year.
- 4.5 Thefts of motor vehicles (566) were up by 115 (25.5%) on the previous year. Pedal cycles thefts (3,063) were up by 197 (6.9%).

Other Indictable Offences:

- 5.1 This is a general crime group with a total of 1,137 offences of which Forgery makes up the bulk – 973 cases. The overall figure increased by 6.4% on 1974 and the detection rate was 85.7% (89.4% in 1974). 389 of the 1,137 offences were committed in the Dublin Metropolitan Area with a detection rate of 89.2% (88.4% in 1974).



VALUE OF PROPERTY STOLEN

6.1 Total value of property stolen:

Year	Stolen £	Recovered £
* 1974	7,335,656	5,428,666 (74.0%)
1975	3,788,997	602,164 (15.9%)

* The theft of the BEIT collection of paintings, subsequently recovered, accounted for £5 million of this amount.

6.2 Value of property stolen in offences with violence (included in total):

Year	Stolen £	Recovered £
1974	6,245,315	5,204,115 (83.3%)
1975	2,226,535	307,035 (13.8%)

6.3 Value of property stolen in offences without violence (included in total):

Year	Stolen £	Recovered £
1974	1,090,341	224,551 (20.6%)
1975	1,562,462	295,129 (18.9%)

AGE GROUPS, CONVICTED PERSONS

- 7.1 Age groups of all persons convicted or against whom the charge was held proved and order made without conviction.

Year	Under 14 Years	14 – 17 Years	17 – 21 Years	Over 21 Years	Total
1971	724	2,027	3,059	5,386	11,196
1972	705	2,458	3,370	5,767	12,301
1973	770	1,974	3,271	5,703	11,718
1974	980	2,200	3,445	5,953	12,578
1975	876	2,434	3,827	6,600	13,737

- 7.2 Juveniles (under 17 years) convicted or against whom the charge was held proved and order made without conviction.

Year	Convicted Persons – Total	Juveniles (under 17 years) convicted
1971	11,196	2,751 (24%)
1972	12,301	3,163 (25.7%)
1973	11,718	2,744 (23.4%)
1974	12,578	3,180 (25.3%)
1975	13,737	3,310 (24.1%)

SPECIAL SERVICES**Crime Prevention Unit:**

- 8.1 The Garda Crime Prevention Advisory Service which consists of specially trained members is now operating in all Garda Divisions in the State. Surveys of vulnerable premises are carried out by these members and in addition, advice is given to owners on security measures and procedures. Leaflets which relate to the security of various premises such as private dwellings, stores, pay offices, etc., are made available to the public. These specially trained members of the Garda Crime Prevention Unit also give lectures and talks to people interested in the security of their premises.
- 8.2 The branch of this Unit based in Dublin Castle provides similar services in the Dublin Area. A variety of anti-theft devices and security alarms are displayed at the Crime Prevention Office, Osmond House, Dublin Castle. The Unit is responsible for the preparation of the Garda Patrol Television Programme.
- 8.3 In 1975, the Garda Crime Prevention Unit made available crime prevention exhibition stands at - "Opportunity Ireland" Exhibition, Dublin R.D.S. Spring Show, Dublin Horse Show, National Community Games at Mosney, Co. Meath, and Provincial Shows at Tralee, Cork, Clonakilty, Clonmel, Enniscorthy, Limerick and Virginia, Co. Cavan.

Public Relations Office:

- 9.1 The Public Relations Office, which also incorporates a Press Office, continued throughout the year with clear indications of improved communications with the media and the public.
- 9.2 Media relations included Television and Radio interviews by the Public Relations Officer and Staff; assisting in the compilation of feature articles on the force as well as servicing the media on day to day stories.
- 9.3 The Press Service supplied by the office in conjunction with the Government Information Services, during the Herrema Siege - a news item of world dimension - was the most significant undertaking of the department since its inception in 1971.
- 9.4 Members of the office staff continued to make themselves available for lectures in schools and to Vocational Groups in Civic-type subjects, embracing the various roles within the overall police function. Liaison continued throughout the year with Youth Groups and Youth Leaders, thus increasing mutual understanding between the Force and young people. Members also participated in Seminars and like-events sponsored by Youth Organisations. Two further members of the office staff attended a training course organised by the Public Relations Institute of Ireland.
- 9.5 The Public Information function of the office is widely availed of by criminologists, sociologists, researchers in law and agencies seeking information on crime patterns, police evolution and related subjects.

Garda Juvenile Liaison Officer Scheme:

- 10.1 The Garda Juvenile Liaison Officer Scheme was first established in 1963 in the Dublin Metropolitan Area, and later extended to the cities of Cork, Limerick and Waterford and more recently to the large towns throughout the country. At present, apart from Dublin, Cork, Limerick and Waterford, Garda Juvenile Liaison Officers are operating in Clonmel, Drogheda, Dundalk, Kilkenny, Sligo, Tralee, Wexford and Galway. Juvenile Liaison Officers will be appointed shortly at Athlone, Balbriggan and Cobh. Garda Juvenile Liaison Officers are specially selected members and receive specialised training in dealing with juveniles involved in deviant and anti-social behaviour. At present there are 4 Sergeants, 24 Gardai and 3 Ban-Gardai employed in the operation of the scheme.

10.1 contd.....

The aims of the scheme are to prevent children and young persons under the age of 17 years who are at risk from becoming involved in deviant or criminal behaviour and in the case of those who have already offended in a minor way to divert them into legitimate activities and prevent them from becoming adult criminals.

Under the scheme a minor under the age of 17 implicated in crime (housebreaking, larceny and the like) may be dealt with by caution as an alternative to court proceedings, and be subject to the surveillance and guidance of the Juvenile Liaison Officer until the age of 17 years is reached. Outside the areas where Juvenile Liaison Officers have been appointed there is also provision for the cautioning of juveniles for certain minor crimes and offences. These young people will be subject to a less formal type of surveillance by the local Gardai for as long as warranted.

During the past ten years the number of persons under 17 years convicted of indictable offences has increased from 3,168 in 1966 to 3,310 in 1975, an increase of 142 or 4.5%.

Juvenile Liaison Officer Scheme:

10.2 Since the inception of the Juvenile Liaison Officer Scheme in 1963, 9,699 juvenile offenders have been cautioned and supervised by the Garda.

Particulars		Dublin Metropolitan Area	All other Divisions	Total
Juvéniles admitted to the scheme since its inception in 1963.	Boys	5,353	2,898	8,251
	Girls	915	533	1,448
	Total	6,268	3,431	9,699
Visits to delinquents' homes		86,184	51,090	137,274
Cases closed, subject 17 years of age		3,071	1,668	4,739
Cases closed, supervision withdrawn after 2 years		1,747	430	2,177
Recidivists		790	451	1,241
Visits to Boys' Clubs		8,992	11,821	20,813
Lectures and Meetings		2,735	4,871	7,606

During the year 707 juveniles were admitted to the scheme (600 boys and 107 girls).

The '999' Emergency Service:

- 11.1 In 1975 the information room at Dublin Castle received 115,260 emergency '999' telephone calls. Cork City received 6,229; Limerick City 5,000 calls; Galway City 2,014 calls and Waterford City 369 calls.

Garda Sub Aqua Unit:

- 12.1 The Garda Sub Aqua Unit was established on an official basis in September, 1966. The purpose of the Unit is to carry out underwater searches for:

- (a) weapons used in the commission of crime, or other evidence of crime deposited under water;
 (b) bodies of victims of crime or drowning accidents.

In all, thirty-six full scale operations were undertaken during the year.

Traffic Corps:

- 13.1 The Traffic Corps operate in all Divisions in the Country. They were established in 1973 and since then, there has been a downward trend in traffic accidents. This downward trend continued in 1975. The number of Traffic Accidents in 1975 was 15,356 compared with 17,632 in 1974. This decline can be attributed in part to the work of the Traffic Corps. There are 18 Sergeants and 210 Gardai appointed to traffic control and road accident prevention duties exclusive of the Dublin Metropolitan Area.

14.1 1975 TRAFFIC OFFENCES – DRINK AND DRIVING

Nature of Offence	Persons convicted Total Number	Age			
		17 and under 21		21 and over	
		Male	Female	Male	Female
Driving or attempting to drive M.P.V. while drunk or with a blood alcohol concentration above the prescribed limit.	1,916 (2,339)	135 (122)	— (2)	1,766 (2,190)	15 (25)
In charge of M.P.V. while drunk or with a blood alcohol concentration above the prescribed limit.	196 (180)	15 (15)	— (1)	181 (163)	— (1)
Refusing to provide, or permit taking of, blood/urine specimen at Garda Stations.	225 (228)	17 (8)	— (1)	207 (216)	1 (3)
Refusing to provide preliminary specimen of breath.	193 (208)	12 (4)	— (—)	181 (202)	— (2)

The 1974 figures are given in brackets.

	D.M.A.		Cork		Limerick		Waterford		Galway		Killarney		Tralee		Athlone	
	1975	1974	1975	1974	1975	1974	1975	1974	1975	1974	1975	1974	1975	1974	1975	1974
Gardaí	41,049	53,601	4,521	8,577	192	258	993	1,340	2,733	3,332	263	458	849	610	137	422
Wardens	183,893	183,343	31,262	11,059	10,039	9,053	-	-	-	-	1,401	1,711	680	708	995	655
Total	224,942	236,944	35,783	19,636	10,231	9,311	993	1,340	2,733	3,332	1,664	2,169	1,529	1,318	1,132	1,077
Fines paid	68,136	82,099	16,532	10,224	5,712	5,087	733	1,041	1,689	2,022	870	992	1,125	982	693	601
Court proceedings	25,119	37,163	1,621	984	1,490	525	35	47	169	207	-	2	13	15	95	140
Notices cancelled	55,346	39,131	2,310	1,584	281	832	218	237	800	984	5	116	107	73	179	336
Court proceedings pending	76,341	77,219	14,673	6,640	2,748	2,867	7	15	75	119	787	1,056	284	248	165	-
Spoiled Notices	-	1,332	647	204	-	-	-	-	-	-	2	3	-	-	-	-

DRUGS UNIT

- 16.1 During 1975, there was an increase in the number of persons charged with drug offences, 333 as against 293 in 1974. Cannabis continues to be the most widely used drug.
- 16.2 Members of the Drugs Unit are available to give advice to parents and teachers on drug problems as these affect young persons. Meetings are regularly held with doctors and other professional groups in relation to drug abuse.
- 16.3 Drug supplies become available through smuggling, by means of forged prescriptions, and as proceeds of housebreakings at Pharmacies and Doctors' Surgeries of which cases there were 141 during 1975, the Dublin Metropolitan Area accounting for 117 of these.
- 16.4 Liaison was maintained during 1975 with the Customs Service Co-ordinating Committee on Drug Abuse and with the various drug advisory centres.
- 16.5 Members of the Drugs Unit attended the National Conference of Drugs Squad Officers in Great Britain during 1975. Members of the Drugs Unit co-operate with the Department of Health in compiling their drug education programmes.
- 16.6 An Information Centre on all aspects of law enforcement in relation to drugs has been set up at Headquarters.
- 16.7 The following table gives a break-down of the ages of persons charged with drug offences during 1975:-

Under 17 Years		17 - 21 Years		Over 21 Years	
M.	F.	M.	F.	M.	F.
4	-	104	24	172	29

- 16.8 Particulars of drugs seized during 1975 :-

Nature of Drug	Quantity Seized		Trend - 1975	
	1974	1975	Increase	Decrease
Cannabis Resin	29,435 Gr.	28,699 Gr.	-	736 Gr.
Cannabis Herb	470 Gr.	1,750 Gr.	1,280 Gr.	-
Cannibol	-	327 Gr.	327 Gr.	-
L.S.D.	2,948 Gr.	2,161 Gr.	-	787 Gr.
Heroin	60 Tabs. 256 Gr.	150 Tabs. 14 Gr.	90 Tabs	242 Gr.
Morphine	11,324 Tabs. 203 Gr.	2,664 Tabs. 216 Gr.	13 Gr.	8,660 Tabs.
Pethidine	1,247 Tabs.	2,595 Tabs.	1,348 Tabs.	-
Dipipanone	181 Tabs.	333 Tabs.	152 Tabs	-
Methadone	422 Tabs	1,090 Tabs.	668 Tabs	-
Dextramorphomide	433 Tabs	1,841 Tabs	1,408 Tabs	-
Cocaine	360 Tabs 38 Gr.	858 Gr.	820 Gr.	360 Tabs.
Raw Opium	1 Gr.	32 Gr.	31 Gr.	-
Medical Opium	116 Tabs.	113 Tabs. 203 Gr.	203 Gr.	3 Tabs.
Barbiturates	4,906 Tabs	10,113 Tabs.	5,207 Tabs	-
Methaqualone	96 Tabs	125 Tabs	29 Tabs	-
Amphetamines	165 Gr. 63 Tabs	1,318 Tabs	1,255 Tabs	165 Gr.
Methylphenidate	4 Tabs	795 Tabs	791 Tabs	-
Hash Oil	3 Gr.	.5 Gr.	-	2.5 Gr.

Gr. - Grammes; Tabs. - Tablets.

There is an increase of 5% in the amount of drugs seized during 1975 when compared with the figures for 1974.

DANGEROUS DRUGS – PERSONS CHARGED

Garda Division	No. of persons charged	Persons Charged		Type of Drug	No. of persons charged
		Nationality	Number		
Cork East	9	Irish	286	Cannabis	97
Cork West	11	British/ Northern Ireland	31	Cannabis/Opium/Methadine/ Morphine/Barbiturates	26
Donegal	1	Spanish	8	Cannabis/Lysergide/Acid Diethylamide/Dextromoramide/ Dromotan/DiIaudid/Methadone	10
D.M.A.	283	Canadian	3		
Galway West	1	American	1	Cannabinal	54
Limerick	9	Dutch	1	L.S.D./Cannabis	15
Louth/Meath	4	Italian	1	Dextramoramide	35
Waterford/Kilkenny	6	Sudanese	1	Barbiturates	29
Wexford	9	West German	1	Methylphenidate	18
				Cocaine	16
				Morphine	8
				Pethidine	7
				Mandrax	4
				Dipipanone	4
				Lysergide	4
				Heroin	3
				Indian Hemp	3
	333		333		333

The Stolen Motor Vehicle Investigation Unit:

- 17.1 The Stolen Motor Vehicle Investigation Unit, which is attached to the Central Detective Unit, Dublin Castle, was established in 1973. The Unit was highly successful during 1975 in recovering motor vehicles stolen within the State, in England and on the Continent. Liaison is maintained with similar Units abroad. Selected members from the larger population centres, outside the D.M.A., have by means of attachment courses with the Unit, acquired special skills in this area of police work.
- 17.2 During 1975, 566 motor vehicles were stolen in the State, an increase of 115 (25.5%) on the figure recorded for 1974. Unlawful takings of motor vehicles during the year amounted to 1,901.

Non-Indictable Offences:

- 18.1 Appendix – E sets out the position in relation to non-indictable offences during 1975.

Appendix – E.

APPENDICES

	Page
Indictable Offences: Complete Statistical return	17 - 20
Indictable Offences: Comparative figures, 1966-1975	21 - 22
Divisional Crime: Return, principal categories	23
Particulars of cases, serious offences	24 - 35
Non-indictable offences	36 - 37

INDICTABLE OFFENCES WHICH BECAME KNOWN TO THE GARDA DURING THE YEAR ENDED 31st DECEMBER, 1975.

NATURE OF OFFENCES (1)	Number of Offences Reported or known (2)	Number of Offences in which Criminal Proceedings were		RESULT OF PROCEEDINGS IN CASES											Number (by Sex and Age Groups) of Persons Convicted or against whom the Charge was held proved and Order made without Conviction.											
		Commenced (3a)	Shown Pending in Previous Return (3b)	Informations refused (4)	Dealt with on Indictment and					Dealt with Summarily and						Still Pending in District Court (16)	Crimes for which the perpetrators were detected but for which no proceedings are shown. (17)	Number (by Sex and Age Groups) of Persons Convicted or against whom the Charge was held proved and Order made without Conviction.								
					Convicted (5)	Acquitted (6)	Found Insane and Incapable of Pleading (7)	Noble Pleas entered (8)	Adjourned Sine Die or Otherwise disposed of (9)	Committed for Trial and still awaiting Trial (10)	Convicted (11)	Dismissed (12)	Charge proved and order made without conviction (13)	Charge Withdrawn (14)				Adjourned Sine Die or Otherwise disposed of (15)	(18) Under 14 Years M. F.	(19) 14 to 17 Years M. F.	(20) 17 to 21 Years M. F.	(21) Above 21 Years M. F.	(22) Total			
GROUP I.—OFFENCES AGAINST THE PERSON																										
1. (a) Murder (of Persons aged above one year) ..	23	15	13		6	1	2			10					9	2			3	6	9					
(b) Ditto (of infants aged one year and under) ..																										
(c) Infanticide																										
2. Attempt to Murder	8	4	5		1	1		1		4					2			1	2		3					
3. Threats, Conspiracy, or Incitement to Murder ..																										
4. Manslaughter (other than Traffic Fatalities) ..	4	4	2		3								1		2					3	3					
(a) Manslaughter (Traffic Fatalities)	5	4	4		3					3	1			1						3	3					
(b) Dangerous Driving Causing Death	46	46	36	2	15	12		1	1	22	6	3		1	19			1	2	18	2	23				
(c) Ditto Causing serious bodily harm	19	19	28	1	6	6				17	6	3		1	7			1		11	1	13				
5. (a) Wounding and other Acts endangering Life (Felonies)	85	72	46		13	2		2		21	41	4	4	2	29	1	3	8	29	33	73					
(b) Ditto—Gardaí on duty	9	9	5		1					1	8	1			3				1	4	2	7				
6. (a) Assault, Wounding and other like Offences (Misdemeanours)	648	574	215	1	15	8		1		46	420	76	26	6	166	174	4	3	39	1	167	3	316	15	544	
(b) Ditto—Gardaí on duty	377	369	107		19	5		1	1	11	297	14	11	4	6	107			1	18	1	105	3	246	6	362
7. (a) Possession of Firearms with intent to endanger life	48	45	40		23	1		4		19	14	2	3	1	18					7	1	43	1	53		
(b) Endangering Railway Passengers	1	1									1													2		
8. Intimidation and Molestation	2																									
9. False Imprisonment	2	1	1							1	1															
10. Intimidation by Threatening Letters, Notices, etc. ..	3	1									1													1	1	
11. Cruelty to or Neglect of Children (on Indictment) ..	2	2	1		1						1				1									2	2	
12. Abandoning Children under two years	2	1										1														
13. Procuring Abortion														1												
14. Concealment of Birth	3	1																								

17. Unnatural Offences and Attempts	22	14	18		1	2				3	10	2		1	4	9	4		1			10	11			
18. Rape	36	30	14	1	6	1		1		8	7	1			2	17			3	2		11	16			
19. Indecent Assaults on Females	83	50	41		6	1				2	40	8	10	1	2	21	6	2	4	16	1	37	60			
20. Defilement of Girls under 15 years	10	7	12								8					11	1		1	2		3	6			
21. Defilement of Girls between 15 and 17 years ..	4	4	13		1			1		1	4					10					3	2	5			
22. Incest	4	4														4					1		1			
23. Procurement																										
24. Abduction	7	1	4			1					1	1				1							1			
25. Bigamy	1	1	1			1				1											1		1			
TOTAL (GROUP I.)	1,456	1,279	606	5	120	42		2	12	2	170	865	118	54	16	35	444	19	9	77	2	344	8	748	30	1,218
GROUP II.—OFFENCES AGAINST PROPERTY WITH VIOLENCE																										
26. Sacrilege	76	38	11		1	1				1	29	1	4		1	11	1	8	11	1	9		21	50		
27. Burglary	556	290	81		12			2		11	223	12	21	1	6	83	10	5	1	36	5	60	10	114	3	234
28. Housebreaking (Dwelling Houses)	5,840	2,264	742	3	102	9				94	1,656	147	256	2	45	692	171	111	15	298	55	360	30	437	26	1,332
29. Breaking into Shops, Warehouses, &c.	7,194	3,262	757	3	126	7		1	3	150	2,150	155	511	6	116	791	260	177	7	617	11	604	35	594	13	2,058
30. Attempts to break into Houses, Shops, Warehouses, &c.	348	232	54		5				3	1	146	26	39		8	58	13	18	66	1	77	2	57	4	225	
31. Entering with intent to commit Felony (Larceny Act, 1916, Sec. 27)	1,116	744	182		19	3			1	27	509	56	117	1	19	174	18	58	6	125	8	118	9	162	5	491
32. Possession of Housebreaking Tools, &c.	30	30	5								20	7	3	1		4			2		12		12	26		
33. Robbery with Arms	153	56	44	1	13	2		2		38	21	2		2		19			6		8	1	52	1	48	
34. Robbery and Assaults with intent to Rob ..	550	262	116		31	4		2	1	60	160	24	5	3	4	84	1	12	26	3	90	4	110	5	250	
35. Demand or Robbery of Arms	1																									
36. Assaulting Dwelling-houses (by firing shots into them or by use of Explosives)			2								2															
37. Threatening to Publish or Publishing with intent to Extort	1	1									1								1		1			2		
38. Arson	138	67	29		6			2	6	7	26		4	2	3	40	10	11	9	1	16	2	22	1	62	
39. Killing and Maiming Cattle	5	1	6		1											6							1	1		
40. Malicious Use, Manufacture, or Possession of Explosives	26	13	10		10	3		1		5	1	1			1	1	2				2		13	1	16	
41. Other Malicious Injuries to Property	398	170	66		5	1				12	116	21	19	11	6	45	30	16	10		50	2	88	4	170	
TOTAL (GROUP II.)	16,432	7,430	2,105	7	331	30		10	14	408	5,058	452	979	29	209	2,008	516	416	29	1207	85	1407	95	1663	63	4,965

INDICTABLE OFFENCES WHICH BECAME KNOWN TO THE GARDA DURING THE YEAR ENDED 31st DECEMBER, 1975.

NATURE OF OFFENCES (1)	Number of Offences Reported or known (2)	Number of Offences in which Criminal Proceedings were		RESULT OF PROCEEDINGS IN CASES												Still Pending in District Court (16)	Crimes for which the perpetrators were detected but for which no proceedings are shown (17)	Number (by Sex and Age Groups) of Persons Convicted or against whom the Charge was held proved and Order made without Conviction.																				
		Commenced (3a)	Shown Pending in Previous Returns (3b)	Informations released (4)	Dealt with on Indictment and						Dealt with Summarily and							Under 14 Years (18)	14 to 17 Years (19)	17 to 21 Years (20)	Above 21 Years (21)	Total (22)																
					Convicted (5)	Acquitted (6)	Found Insane and Incapable of Pleading (7)	Noile Prosecuti entered (8)	Adjourned Sine Die or Otherwise disposed of (9)	Committed for Trial and still awaiting Trial (10)	Convicted (11)	Dismissed (12)	Charge proved and order made without conviction (13)	Charge Withdrawn (14)	Adjourned Sine Die or Otherwise disposed of (15)								M. (18)	F. (18)	M. (19)	F. (19)	M. (20)	F. (20)	M. (21)	F. (21)								
		GROUP III.—OFFENCES AGAINST PROPERTY WITHOUT VIOLENCE																																				
42. Larceny of Horses, Cattle and Sheep	72	47	30		10	1			1	2	36	3	1		23	1			1	10	30	41																
43. Larceny from the Person	1,565	400	52		2			1		13	268	13	60	1	4	90	5	31	25	29	12	52	30	66	27	272												
44. Larceny in House to value of £5, or with menaces	582	192	50	1	10					5	119	3	43		6	55	29	4	3	18	9	40	8	47	10	139												
45. Larceny from Dwelling-houses by Employees ..	53	33	8		1						22	1	6		2	9	11			2	5	9	4	3		23												
46. Larceny of Explosives	1	1	1						1																													
47. Larceny of motor cars	228	74	56		6	1				12	52	5	2	2	3	47				1	20	52				73												
48. Larceny of motor-cycles, scooters etc.	316	65	23		1					7	50	6	7			17	6			11	21	1	19			52												
49. Larceny of motor lorries	5		1							1																												
50. Larceny of other mechanically propelled vehicles ..	17	3	4							1	4				1	1					2	5				7												
51. Larceny of Pedal Cycles	3,063	117	29							82	13	11			3	37	46	7	27		34	1	24	1		94												
52. Larceny from Unattended Vehicles	9,514	2,559	487		130	2			1	50	1,883	116	331	1	65	467	96	71	3	253	5	491	8	507	4	1,342												
53. Larceny from Shops and Stalls	3,225	2,157	325		23	2				23	1,502	128	460	11	70	263	354	79	35	151	59	155	209	379	632	1,699												
54. Other Larcenies (exceeding £50 in value) ..	2,696	637	212		30	7			3	26	462	34	90	4	16	177	52	30	2	61	5	135	19	343	39	634												
55. Other Larcenies (not exceeding £50 in value) ..	6,645	2,342	626	1	40	7		2	3	18	1,709	108	432	10	86	552	351	113	11	288	47	426	62	602	68	1,817												
56. Embezzlement	44	35	41		2					18	32		4		3	17	3			1	3		30			3												
57. Obtained Goods, &c., by False Pretences ..	731	607	168	1	20	1		1	1	19	442	12	75	4	12	207	6	1	11	30	16	258	23			339												
58. Frauds by Agents, Trustees, Directors, &c. ..	18	18	19		3	1			3	4	9		1		1	15					1	1	10			12												
59. Other Frauds	78	64	24								36	24	10	3	2	13	2				4	3	34	1		42												
60. Receiving Stolen Goods	479	458	192		17	10		1		43	278	68	54	16	7	154	21	3	23	3	53	1	189	31		303												
TOTAL (GROUP III.)	29,362	9,809	2,368	3	295	32		5	13	324	6,917	532	1,577	54	280	2,145	984	339	79	875	142	1,482	368	2,799	839	6,923												

APPENDIX - B

1. Indictable Offences 1966 - 1975

Year	Offences Recorded	Detected
1966	19,029	12,510 (66%)
1967	20,558	13,213 (64%)
1968	23,104	14,227 (61%)
1969	25,972	15,879 (61%)
1970	30,756	15,242 (50%)
1971	37,781	17,518 (46%)
1972	39,237	17,047 (43.4%)
1973	38,022	18,094 (47.6%)
1974	40,096	19,287 (48.1%)
1975	48,387	21,011 (43.4%)

2. Offences Against the Person 1971 - 1975

Year	Offences Recorded	Detected
1971	1,256	1,128 (90%)
1972	1,321	1,193 (89.7%)
1973	1,655	1,490 (90.0%)
1974	1,709	1,484 (86.8%)
1975	1,456	1,298 (89.1%)

Offences Against Property With Violence, 1971 – 1975

Year	Offences Recorded	Detected
1971	10,654	5,444 (51.%)
1972	11,600	5,596 (48.2%)
1973	11,800	5,977 (50.7%)
1974	12,973	6,786 (52.3%)
1975	16,432	7,946 (48.4%)

Offences Against Property Without Violence, 1971 – 1975

Year	Offences Recorded	Detected
1971	24,929	10,103 (40%)
1972	25,568	9,612 (37.5%)
1973	23,567	9,724 (41.3%)
1974	24,345	10,061 (41.3%)
1975	29,362	10,793 (36.8%)

Other Indictable Offences, 1971 – 1975.

Year	Offences Recorded	Detected
1971	942	843 (89.5%)
1972	748	646 (86.4%)
1973	1,000	903 (90.3%)
1974	1,069	956 (89.4%)
1975	1,137	974 (85.7%)

MURDER (23 cases)

Dublin:

1. 24.3.75, a man died from stab wounds sustained when he surprised an intruder in his house. A man charged and awaiting trial.
2. 1.4.75, a man shot his wife and committed suicide immediately afterwards.
3. 31.7.75, a woman fatally stabbed. Her son charged and awaiting trial.
4. 11.9.75, a Garda died after being shot when pursuing bank robbers. Two men and a woman charged.
5. 2.10.75, a man died from injuries after being shot at his hairdressing saloon. No person charged.
6. 29.11.75, a man killed in an explosion at Dublin Airport. No person charged.

Co. Cork:

7. 26.1.75, a man died from stab wounds inflicted in a row outside a licensed premises. A man charged and sentenced to life imprisonment.
8. 10.6.75, a man fatally shot as he walked along a street. Four men convicted and sentenced to penal servitude for life.
9. 7.11.75, a man fatally stabbed in a family row. His brother charged and awaiting trial.

Co. Kerry:

10. 16.8.75, a youth was fatally stabbed in the course of a row. A youth charged and awaiting trial.

Co. Kildare:

11. 9-10.3.75, a man was fatally stabbed during a family row. His wife charged and awaiting trial.
12. 22.6.75, a man was found dead with severe stab wounds. No person charged.

Co. Laois:

13. 29.4.75, a young woman died from shotgun wounds which were inflicted by a man who committed suicide.

Co. Limerick:

14. 27-28.4.75, an elderly woman found dead at her home. Her son charged and awaiting trial.

Co. Louth:

15. 9.9.75, a man received severe head injuries in the course of a row. A man charged and awaiting trial.
- 16-17. 19.12.75, two men died in an explosion at a licensed premises. No person charged.

Co. Mayo:

18. 27.12.75, a man died from stab wounds. A man charged and awaiting trial.

Co. Meath:

19. 29.8.75, a four year old girl died from injuries inflicted by her parents. A man and a woman charged and awaiting trial.

Co. Monaghan:

20. 10.1.75, a man found shot dead. No person charged.

Co. Tipperary:

21. 1-2.2.75, a young woman found strangled. A man charged and found guilty but insane.

Co. Waterford:

22. 24.1.75, a youth found dead with stab wounds. A youth charged and found guilty but insane.
23. 22.10.75, a woman found dead with head injuries. A man charged and awaiting trial.

ATTEMPTS TO MURDER (8 cases)**Dublin:**

1. 1.3.75, a man shot and seriously wounded outside his home. No person charged.
2. 8.8.75, a man shot and severely injured at his home. Two men charged and awaiting trial.
3. 5.11.75, a man severely injured when hit with a hammer in the course of a robbery. A youth charged and awaiting trial.
4. 23-24.11.75, a man shot and severely injured. A man charged and awaiting trial.

Co. Cork:

5. 26.1.75, a man received severe stab wounds in the course of a row. A man charged and awaiting trial.

Co. Donegal:

6. 29.6.75, a man was severely injured when shots were fired into his home. No person charged.
7. 25.7.75, a man was dragged from his car and received serious injuries when a shot was discharged at him. No person charged.

Co. Waterford:

8. 7-8.5.75, four men escaped injury when the car in which they were travelling was sprayed with machine-gun fire. No person charged.

MANSLAUGHTER (Other than traffic accidents – 4 cases)**Co. Kilkenny:**

1. 20.6.75, a woman found unconscious with severe head injuries from which she later died. Her husband charged and convicted but sentence was deferred for six months.

Co. Laois:

2. 24.11.75, a woman was found dead at her home. Her husband charged and awaiting trial.

Co. Limerick:

3. 4.2.75, a woman was found dead in a laneway. A man charged and convicted. He was sentenced to three years penal servitude.

Co. Longford:

4. 14.7.75, a man received injuries in a family row from which he died. His son charged and awaiting trial.

ARMED ROBBERIES AND ATTEMPTED ARMED ROBBERIES (153 cases)**Dublin Metropolitan Area:**

1. 6.1.75, two men, one of whom was armed, held up the staff at a post office and took social welfare insurance stamps and cash to the value of £10,220. No person charged.
2. 8.1.75, two men, one of whom was armed, held up two employees of a college who were after withdrawing cash from a bank to pay as wages, and took £2,644 in cash. Two men charged and awaiting trial.
3. 14.1.75, three masked men, two of whom were armed, held up the staff at a bank and took £3,010 in cash. No person charged.
4. 17.1.75, three men, one of whom was armed held up the proprietor of a licensed premises and took spirits and cash to the value of £61. Three men charged, two awaiting trial and the third is wanted on warrant having failed to appear.
5. 17.1.75, two men, one of whom was armed, held up a man who was after withdrawing cash from a bank and took £95 in cash. No person charged.
6. 20.1.75, one armed man held up the staff at a record shop but was overpowered by customers. Nothing taken. One man charged, convicted and given a suspended sentence of one year and fined £20.
7. 24.1.75, three men, two of whom were armed and masked, held up the office staff of a building firm and took £1,190 in cash. No person charged.
8. 24.1.75, two armed men held up the office staff at a hospital and took £4,386 in cash. Three men charged and awaiting trial.
9. 27.1.75, one armed man held up a bank employee and took £794 in cash. No person charged.
10. 29.1.75, two youths, one of whom was armed, entered a post office and demanded money, but when the staff activated the alarm system, the youths fled without taking anything. Two youths were charged, convicted and sentenced to 6 months and 12 months detention.
11. 31.1.75, a number of armed and masked men held up the office staff at a bakery and took £6,131 in cash. One man charged but a Nolle Prosequi was entered in the case.
12. 4.2.75, two armed men entered a post office and were in the process of taking cash when plainclothes Gardai, who were passing the scene, entered and overpowered them. Two men charged and released on bail. Both failed to appear for trial and warrants were issued for their arrest.
13. 9-10.2.75, five armed and masked men forced their way into the home of the manager of a jewellery firm and held the family hostage at the house overnight. Two of them took the manager to the firm's premises the following morning while the remainder stayed at the house with the family. Jewellery and cash to the value of £170,210 were taken. One man charged and awaiting trial.
14. 14.2.75, two men, one of whom was armed, entered a post office and took £4,200 in cash. No person charged.
15. 20.2.75, two men, one of whom was armed, held up the staff at a betting shop and took £93 in cash. No person charged.

16. 21.2.75, one armed man held up the owner of a shop who was taking home cash from the days sales but, in the course of a tussle, he was disarmed and fled without taking anything. No person charged.
17. 23.2.75, one armed man approached an attendant at a petrol filling station and demanded money but, in the tussle which ensued, the culprit was disarmed and left without taking anything. No person charged.
18. 24.2.75, two armed men approached the staff of a bank who were locking up and took a brief case and cancelled cheques valued £10. No person charged.
19. 27.2.75, three men, two of whom were armed, held up the staff at a bank and took £9,567 in cash. Two men charged, convicted and each sentenced to eight years penal servitude.
20. 28.2.75, three men, one of whom was armed held up the staff of a shop and took £29 in cash. One man charged, convicted and sentenced to nine months' imprisonment which was afterwards suspended on appeal.
21. 8.3.75, two masked men, one of whom was armed, held up the staff at a betting shop and took cash to the value of £103. No person charged.
22. 15.3.75, two masked men, one of whom was armed, forced their way into a Boutique which was after closing and in which the staff were counting the days takings and took £300. A shot was fired during the course of the raid but no one was injured. No person charged.
23. 17.3.75, three masked men, one of whom was armed, forced their way into a licensed premises after closing time as the staff were counting the nights takings and took £500 in cash. A shot was fired during the course of the raid but no one was injured. No person charged.
24. 17.3.75, two masked youths, one of whom was armed, held up an attendant at a petrol filling station and took £40 in cash. No person charged.
25. 18.3.75, one masked and armed youth approached the attendant at a petrol filling station and demanded money but, when the attendant wielded a piece of timber as a defence, the culprit fled without taking anything. No person charged.
26. 19.3.75, two men, one of whom was armed, forced their way into a flat where the female occupant was alone and took £29 in cash. No person charged.
27. 27.3.75, four masked men, one of whom was armed, held up the office staff on a building site and took £2,500 in cash. One man charged and awaiting trial.
28. 4.4.75, three men, two of whom were masked and armed, entered a bank and took £4,300 in cash. Two men charged and awaiting trial.
29. 7.4.75, three armed and masked men entered a bank, held up the staff and took £15,500. No person charged.
30. 10.4.75, a number of masked men, at least one of whom was armed, entered a supermarket and held the staff and customers there at gunpoint, and took £2,619 in cash. Two men charged but the case against them was struck out.
31. 14.4.75, two masked men, one of whom was armed, held up the staff at a bank and took £2,643 in cash. Three men and two women charged and awaiting trial.

32. 15.4.75, three men, two of whom were armed and one wore a mask, gained admittance to the residence of a cattle exporter by posing as telex repairmen and held up the owner and his family. They took a brief case and miscellaneous documents to the value of £120. One man charged and awaiting trial.
33. 19.4.75, one armed man held up two employees of a licensed premises who were about to deposit the night's takings in a bank's night safe and took cash and cheques to the value of £700. No person charged.
34. 21.4.75, two men, one of whom was armed, entered a post office, tied up the assistant there and took cash, postal orders, social insurance stamps and postage stamps to the value of £10,029. Two men charged and awaiting trial.
35. 24.4.75, three armed men held up the staff at a bank and took £11,258 in cash. No person charged.
36. 25.4.75, two youths, one of whom was armed, held up the staff at a betting shop and took £40 in cash. No person charged.
37. 25.4.75, one man armed with a pistol, held up the staff at a bank and took £2,305 in cash. One man charged and awaiting trial.
38. 29.4.75, one armed man held up the staff at a bank and demanded money but was overpowered by the staff and customers and handed over to Gardai. Nothing taken. One man charged, convicted and sentenced to six months' imprisonment.
39. 29.4.75, four men, one of whom was armed, called to a flat, held up the occupant, and took property and cash to the value of £60. Four men charged, two convicted and sentenced to 12 months' imprisonment against which their appeals are pending, while the other two are still awaiting trial.
40. 2-3.6.75, three masked men, two of whom were armed, forced their way into a licensed premises as the staff were leaving and took £345 in cash. No person charged.
41. 3.6.75, four masked men, three of whom were armed, entered a post office and held up the staff and customers there. They took cash, postage stamps and post office savings stamps to the value of £1,593. No person charged.
42. 16.6.75, three masked men, one of whom was armed, held up the staff at a licensed premises and took £2,376 in cash. Two men charged, one still awaits trial, while the case against the other was struck out.
43. 18.6.75, four masked men, two of whom were armed, entered a post office, held up the staff and left after taking £13 in cash. Three men charged. The case was struck out against one while the other two were ordered to be discharged.
44. 25.6.75, two men, one of whom was armed, held up the staff of a shop and took £24 in cash. No person charged.
45. 26.6.75, two masked men, one of whom was armed, held up the office staff at a railway station and asked them to open the safe, but, when the intruders became aware that one of the staff had dialled '999', they fled without taking anything. Two men charged, convicted; one was sentenced to twelve months' imprisonment while the other was given a suspended sentence of twelve months' imprisonment.
46. 4.7.75, six masked men, three of whom were armed, held up the staff of an office on a building site and took £78 in cash. No person charged.
47. 12.7.75, two men, one of whom was armed, took £155 in cash from the staff at a betting shop. No person charged.

48. 20.7.75, a number of masked men, one of whom was armed, forced their way into the residence of a bar manager and took the keys of the bar in which they found and took £60 in cash. No person charged.
49. 21.7.75, four masked men, three of whom were armed, held up the staff at a bank and took £3,367 in cash. One man charged and awaiting trial.
50. 28.7.75, three masked men, two of whom were armed, held up the staff at a bank and took £8,124 in cash. Two men and one woman charged and awaiting trial.
51. 6.8.75, four masked men, one of whom was armed, forced their way into the home of a postmaster and held up his family with the result that he handed them over the keys of the post office. They took £20,279 in cash, postal orders, postage stamps and social welfare stamps. No person charged.
52. 7.8.75, two men, one of whom carried a gun, held up an assistant at a school of motoring and took cash and cheques to the value of £47. No person charged.
53. 8.8.75, three masked men, one of whom was armed, held up two employees of an Estate Company who were taking money from a bank to their office and took £1,195 in cash. One man charged and awaiting trial.
54. 9.8.75, two youths, one of whom was armed, held up an assistant at a petrol station and took £27 in cash. No person charged.
55. 11.8.75, two men, one of whom was armed, forced their way into a licensed premises and held up the staff from whom they took £3,000 in cash. No person charged.
56. 13.8.75, two men, one of whom was armed, held up a petrol station attendant and took £30 in cash. No person charged.
57. 22.8.75, a number of masked men, two of whom were armed, held up the staff and customers at a bank and took £2,547 in cash. Two men charged and awaiting trial.
58. 26.8.75, three armed men, two of whom were masked, held up the staff at a bank and took £1,392 in cash. One man charged and awaiting trial.
59. 31.8.75, two men, one of whom was armed, overpowered a security officer at an hotel and took the safe keys from him. The culprits took the contents of the safe which included cash, jewellery and cheques to the value of £12,637. No person charged.
60. 2-3.9.75, two men, one of whom was armed, held up an attendant at a petrol station and took £20 in cash. No person charged.
61. 3.9.75, two men, one of whom was armed, attempted to hold up the staff at a post office but when one of them screamed, the culprits fled without taking anything. No person charged.
62. 9.9.75, three men, one of whom was armed, held up the staff at a post office and took cash and postal orders to the value of £5,344. Two men charged and awaiting trial.
63. 10.9.75, two men, one masked and the other armed, held up the staff at a rent office and took £1,300 in cash. One man charged and awaiting trial.
64. 11.9.75, three masked and armed raiders held up the staff of a bank and took £7,059 in cash. A garda in plainclothes who arrived on the scene gave chase, in the course of which a shot was fired and the Garda was fatally injured. Two men and a woman charged.

65. 11.9.75, three masked men, one of whom was armed, held up a bookmaker at his home and took £575. No person charged.
66. 1.10.75, five masked men, two of whom were armed, forced their way into the home of a post office employee. They took the keys of the post office and two of them left the house while the remainder stayed behind with the family. They opened the post office and took postal orders, postage stamps, insurance stamps and cash to the value of £28,075. No person injured. Eight men charged and awaiting trial.
67. 4.10.75, two men, one of whom was armed, attempted to hold up the staff of an office but left without taking anything. No person charged.
68. 10.10.75, the occupant of an armoured cash carrying car which had stopped to make a collection was approached by two men, one of whom was armed, and ordered to open up the car. When one of the crew, in an attempt to bang a side door tightly, hit the gun dismantling part of same, the raiders fled and took nothing. No person charged.
69. 24.10.75, three armed men, one of whom was masked, held up the staff at a bank and took £5,140 in cash. No person charged.
70. 3.11.75, two men both of whom were armed held up the staff at a bank and took £3,901 in cash. Three men and one woman charged and awaiting trial.
71. 6.11.75, three masked men, two of whom were armed, held up the staff at a wholesale shop and took £325 in cash. No person charged.
72. 22.11.75, three masked men, one of whom was armed, held the office staff at a club hall and took £500 in cash. No person charged.
73. 27.11.75, four masked men, one of whom was armed, held up the office staff at a factory and took £10,500 in cash. A shot was discharged in the course of the raid but no one was injured. No person charged.
74. 18.12.75, two men, one of whom was armed, held up the staff of a bank, and took £2,270 in cash. No person charged.
75. 18.12.75, three men, one of whom was armed, held up a car conveying wages for the staff of an hotel and took £2,398 in cash from the occupants. One person charged and awaiting trial.
76. 19.12.75, two armed men, both of whom wore motor cycle helmets with visors down as masks, held up the office staff of an electrical firm, who were about to pay out wages, and took £5,515 in cash. No person charged.
77. 19.12.75, three masked men, one of whom was armed, held up an employee of an insurance company who was conveying money for lodgement in a bank and took £4,000 in cash. No person charged.
78. 19.12.75, three masked men, one of whom was armed, held up the office staff of a printing house, who were preparing wages for employees and took £2,530 in cash. No person charged.
79. 28.12.75, two men, one masked and one armed, entered a newsagent's shop and took £100 from staff there. No person charged.
80. 30.12.75, three men, one of whom was armed, held up a bar manager as he arrived at his home. They took the bar keys from him and held him hostage at his home while members of the gang took £400 from the bar. No person injured or charged.
81. 31.12.75, one armed man, held up an employee of a post office and took cash, social welfare and insurance stamps to the value of £1,507. No person charged.

99. 4.12.75, three men, two of whom were armed, hijacked a motor car valued £600 and drove it away. The car was later recovered intact. No person charged.

Co. Dublin:

100. 11.12.75, one armed and masked man held up the staff of a bank and took £2,122 in cash. No person charged.

Co. Galway:

101. 21.6.75, an armed man held up and robbed the owner of a cycle shop of £60 cash. One man charged and awaiting trial.
102. 20.7.75, three men, one of whom was armed, held up and robbed an attendant at a petrol filling station of £50 in cash. Three men charged and awaiting trial.

Co. Kerry:

103. 3.9.75, three men, one of whom was armed, held up and robbed an hotel employee of £1,219 in cash. No person charged.
104. 26.9.75, three men, two of whom were armed, held up and robbed the staff of a bank of £6,600 cash. No person charged.

Co. Kildare:

105. 8-9.6.75, a number of men, one of whom was armed, forced their way into the home of an elderly couple and robbed them of jewellery and cash to the value of £3,150. No person charged.
106. 31.10.75, an armed man, held up the staff of a bank and robbed the employees of £1,500 in cash. No person charged.
107. 6.12.75, two armed and masked men forced their way into the home of an elderly couple and robbed them of £16 cash. No person charged.

Co. Kilkenny:

108. 28.10.75, a number of masked men, three of whom were armed, forced their way into the home of a farmer in the course of which a shot was discharged but no one was injured. The raiders left without taking anything. No person charged.

Co. Laois:

109. 4.12.75, three masked men, two of whom were armed, called to the home of an elderly farmer and demanded money, but left without taking anything. Four men charged and awaiting trial.

Co. Limerick:

110. 8.2.75, one armed and masked man held up shopkeeper and took £80 in cash. One man charged, convicted and sentenced to 12 months' imprisonment.
111. 27.2.75, three armed and masked men held up the staff and one customer of a bank and stole £5,299. One man charged, convicted and sentenced to 10 years' imprisonment.
112. 31.3.75, two masked and armed men held up two night porters at an hotel and robbed them of 2 American Dollars and 2 Dimes, value £1. No person charged.

130. 21.9.75, two armed and masked men, called to the house of a shopkeeper and ordered him to hand over the key of his minibus which they drove away. The vehicle was later recovered in Northern Ireland. No person charged.
131. 1.10.75, four men, one of whom was armed, held up a car containing C.I.E. employees and took £12,772 in cash which had been withdrawn from the bank for the payment of wages. No person charged.
132. 27.10.75, two men, one of whom was armed, held up the receptionist at an hotel and took £350 in cash. No person charged.
133. 10.11.75, two masked men, one of whom was armed, entered a bank and took £3,419 in cash. During the course of the raid a third man kept watch outside the bank. One youth charged and awaiting trial and warrants issued for the arrest of two other youths.
134. 24.12.75, two youths, one of whom was armed, entered a shop and ordered the staff to hand over the money but when the request was not complied with they left without taking anything. No person charged.
135. 30.12.75, an armed and masked man held up an attendant at a petrol filling station and took £40 in cash. No person charged.

Co. Meath:

136. 19.6.75, three men, two of whom were armed, held up the crew of a cash carrying van as a delivery was being made at a bank and took £135,227 in cash. No person charged.
137. 12.7.75, four men, two of whom were armed, held up the reception staff at a holiday camp and ordered them to hand over the takings, but when one of the staff sounded the alarm system, the raiders fled without taking anything. No person charged.
138. 20.11.75, two armed men held up the staff at a post office and took £30,185 in cash. No person charged.

Co. Monaghan:

139. 3.6.75, four men, two of whom were armed, held up the driver of a post office mail van after putting railway sleepers across the road thereby obstructing the Garda escort car which was following and robbed him of £4,870 in cash and also took the P. & T. van which was located in Northern Ireland in a burned out condition. No person charged.
140. 15.11.75, three armed and masked men took possession of a car valued £800 which was later found burned out. No person charged.

Co. Sligo:

141. 15.9.75, three men and a boy, one of whom was armed and two of whom were masked, held up the elderly owner of a firearm's shop and took nine firearms valued £538. No person charged.
142. 4.12.75, two men, one of whom was armed and masked, held up an attendant at a petrol filling station and took £30 in cash. Three men charged and awaiting trial.

Co. Tipperary:

143. 24.2.75, one armed man entered a Parochial House, held the housekeeper at gunpoint, and took £26 in cash and a rifle valued £20 from a priest who was sick in bed. One man charged, convicted and sentenced to one year's imprisonment.
144. 25.3.75, four armed and one masked man held up the owner of a firearms dealers premises and took assorted firearms and ammunition to the value of £1,461. No person charged.

145. 11.9.75, two masked men, one of whom was armed, held up the attendant at a petrol filling station and took cash and cheques valued £300. No person charged.
146. 17.9.75, four armed men, two of whom were masked, held up an elderly man and his son at their country residence and, after a shot had been discharged by the raiders, they took four shotguns and cartridges to the value of £80. No person injured. No person charged.

Co. Waterford:

147. 23.1.75, three men, two of whom were armed, held up the staff of a Co-Operative Society who were in the course of conveying wages from a bank and took £5,466 in cash. Three men charged. Two convicted, one sentenced to 8 years' imprisonment while the other was sentenced to 7 years' imprisonment. The third man was found not guilty.
148. 8.3.75, four masked men, one of whom was armed, held up the night staff at a leather factory and took four barrels of polyurethane paint, each containing ten gallons, to a total value of £200. No person charged.

Co. Westmeath:

149. 9-10.2.75, three masked men, two of whom were armed and all wearing Garda uniforms, secured entry into a public house/post office under the guise of being Gardai on licensed premises inspection duty, and held up the owner, discharged a .22 bullet into a wall and took Postal Orders, Stamps, Insurance Stamps, a double barrel shotgun and cash to the value of £960. No person charged.
150. 9.10.75, two armed and masked men held up a railway signalman and caused him to stop an oncoming train which was boarded by four other armed and masked men who tied up and gagged the crew and took Cash, Social Welfare Stamps, Postal Orders and jewellery to the value of £31,573. No person charged.

Co. Wexford:

151. 26.10.75, two masked and armed men entered a Post Office and robbed the staff of £24 in cash. Three men and one woman charged and awaiting trial.

Co. Wicklow:

152. 30.5.75, three armed and masked men held up an elderly man and his family and took four firearms and ammunition to the value of £150. A shot was discharged during the raid and the elderly man received superficial injuries. No person charged.
153. 25.9.75, a number of masked men, one of them armed, forcibly entered the home of a farmer. The raiders fired a shot but nobody was injured. In the course of a subsequent struggle, however, the farmer and his brother sustained injuries which required hospital treatment. The raiders took Cash, a Shotgun and a wrist watch to the value of £2,460. One man charged and awaiting trial.

NON-INDICTABLE OFFENCES - PROCEEDINGS AND PERSONS CONVICTED IN YEAR 1975

OFFENCES (1)	No. of Offences in which proceedings were taken (2)	Charges withdrawn or dismissed (3)	Number of convictions (4)	Charges proved and order made without conviction (5)	Adjourned sine die or otherwise disposed of (6)	No. of persons convicted or against whom charge was held proved or order made without conviction. (7)
1. (a) Assaults	4,402	866	2,751	361	424	3,044
(b) .. Garda on duty	642	124	399	56	63	468
2. Cruelty to Animals	99	23	72	2	2	72
3. (a) Dogs, Offences in relation to Licensing of (Finance Act, 1925)	679	66	536	72	5	530
(b) Dogs Order, 1960 (wearing of dog collars etc.)	143	28	84	30	1	108
(c) Dogs, Protection of Livestock Act, 1960 (dogs worrying livestock)	88	20	62	6		64
4. School Attendance Act, 1906, Offences against	595	66	471	39	19	489
5. Traffic Acts, Offences against:—						
(a) Lighting Regulations—Pedal Cycles (i) No front lamp	763	137	546	73	7	586
.. .. . (ii) No rear lamp	612	90	447	73	2	473
.. .. . (iii) No reflector	430	37	348	42	3	354
(b) —M.P.V.	19,024	1,999	14,805	1,783	437	11,989
(c) —Animal-drawn vehicles	33	1	30	2		28
(d) Licences—Driving	28,925	6,123	18,246	3,480	1,076	15,616
(e) Obstruction	3,323	413	2,591	250	69	2,674
(f) Dangerous Parking	383	36	315	14	18	312
(g) Road Traffic General Bye-Laws, 1964	3,480	421	2,723	300	36	2,758
(h) Local Bye-Laws	75,882	14,373	50,223	9,500	1,726	59,473
(i) Dangerous and Careless Driving	6,943	1,578	6,500	362	473	6,725
(j) Compulsory Insurance	30,749	7,984	18,699	2,728	1,338	17,121
(k) Drink and Driving:						
(i) Driving or attempting to drive M.P.V. while drunk	1,925	593	1,133		199	1,133
(ii) Being in charge of M.P.V. while drunk	217	59	130		19	130
(iii) Driving or attempting to drive M.P.V. blood/alcohol concentration above prescribed limit	1,908	874	783		251	783
(iv) Being in charge of M.P.V. blood/alcohol concentration above prescribed limit	116	53	57		6	57
(v) Refusing to provide preliminary specimen of breath	291	74	192	1	24	193
(vi) Refusing to provide or permit taking of blood/urine specimen at Garda stations	356	109	224	1	22	225
(l) Driving or attempting to drive or being in charge of animal-drawn vehicle while drunk	6	1	6	1		7
(m) Driving or attempting to drive pedal cycle while drunk	44	2	39	2	1	41
(n) Exceeding speed limit (i) Built-up area	12,486	625	10,854	407	600	11,058
.. .. . (ii) Special	1,634	90	1,387	142	15	1,448
.. .. . (iii) Ordinary	740	39	680	20	7	686
.. .. . (iv) General	3,350	184	2,954	89	123	3,083
(o) Driving dangerously, defective M.P.V.	137	13	113	4	7	113
(p) Other offences	8,703	1,441	5,862	1,029	371	5,103
(q) Unauthorised taking of M.P.V.s						

(r) Construction Equipment and Use of Vehicles Regulations, 1963							
" " (i) Defective tyres	7,809	720	5,662	523	964	5,075	
" " (ii) .. steering	175	35	120	19	1	136	
" " (iii) .. brakes	1,670	169	1,330	146	25	1,205	
" " (iv) Other Offences	5,064	634	3,895	404	151	3,073	
6. (a) Taking M.P.V. without authority	1,901	233	1,362	184	122	1,522	
(b) Unauthorised interference with mechanism of M.P.V.	856	150	589	100	19	711	
(c) Taking possession of pedal cycle without consent	73	4	61	6	2	65	
7. Road Transport Acts	1,151	142	856	110	43	717	
8. Roads Act and Finance Acts—Excise Licence	55,149	10,175	36,489	6,713	1,772	32,746	
9. Intoxicating Liquor Laws, Offences against:							
(a) Illegally on Licensed Premises during closing hours	5,933	363	5,148	105	317	5,269	
(b) Drunkenness, Simple	2,109	182	1,643	227	57	1,826	
(c) Drunkenness with aggravation	2,534	205	2,104	153	72	2,165	
(d) Offences by Licensed Persons (or their Servants) against closing Regulations	1,092	302	662	61	67	669	
(e) Other Offences by Licensed Persons (or their Servants)	181	42	82	13	44	84	
(f) Supplying or selling drink to persons under 18 years	67	39	16		12	16	
(g) Offences in connection with Registered Clubs	34	11	22		1	21	
(h) Other offences against Intoxicating Liquor Laws	733	242	388	72	31	435	
10. Labour Laws, offences against	8			8		1	
11. Malicious Damage to Animals, Fences, etc.	1,978	243	1,418	173	144	1,466	
12. Police Regulations, Offences against:—							
(a) Dublin Metropolitan Police Acts	677	110	432	103	32	522	
(b) Summary Jurisdiction (Ireland) Act, 1851	670	162	346	159	3	513	
13. Prostitution	79	10	63	6		69	
14. Living on earnings of prostitute							
15. Littering with intent	604	157	330	93	24	458	
16. Revenue Laws, Offences against	226	50	117	26	31	116	
17. Stealing, Receiving or Possessing Stolen Property (not the subject of larceny at Common Law)	115	34	72	1	6	72	
18. Street Trading Act, 1926—Offences against	315	13	261	17	4	193	
19. Vagrancy Acts—Offences against:—							
(a) Begging	262	25	194	36	7	241	
(b) Other Offences	496	100	323	50	23	389	
20. Wireless Telegraphy Act, 1926—Offences against	120	12	100	6	2	106	
21. Firearms Acts—Offences against	207	19	167	7	14	154	
22. Explosives—Offences in relation to	3		3				
23. Dangerous Drugs Act 1934—Health Act 1920 (Offences in relation to dangerous drugs):							
(a) Unlawful possession of dangerous drugs	234	34	105	37	58	128	
(b) Unlawfully procuring dangerous drugs	15	1	5	5	4	10	
(c) Unlawfully supplying (peddling) dangerous drugs	18	2	10		6	11	
(d) Other offences	24	2	6	2	12	10	
24. Other offences	5,448	1,023	3,513	518	324	3,589	
TOTAL	308,368	54,187	212,227	30,964	11,010	210,780	